

# Walrus

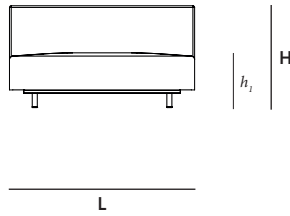
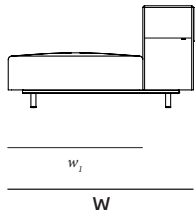
© design by Dirk Wynants

110 / 80  
 Corner seat  
 Middle seat  
 Club chair  
 Footstool

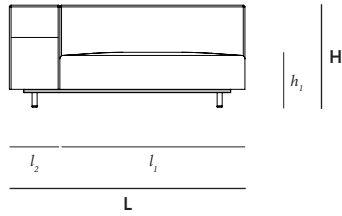
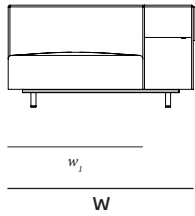
Modules with side tables  
 Coffee tables  
 Linking table  
 Blankets  
 Cushions



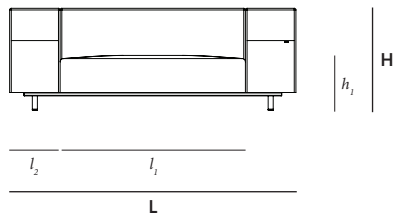
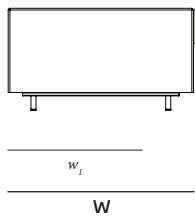
## Walrus



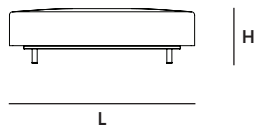
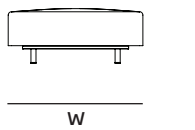
Dimensions (mm)	L	W	H	w <sub>1</sub>	h <sub>1</sub>
Middle seat 110	1100	1100	605	800	325
Middle seat 80	800	1100	605	800	325



Dimensions (mm)	L	W	H	l <sub>1</sub>	l <sub>2</sub>	w <sub>1</sub>	h <sub>1</sub>
Corner seats 110	1400	1100	605	1100	300	800	325
Corner seats 80	1100	1100	605	800	300	800	325

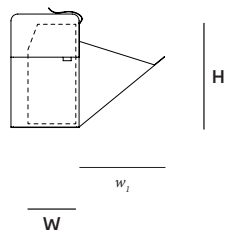
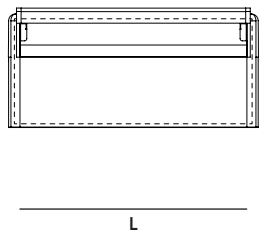


Dimensions (mm)	L	W	H	l <sub>1</sub>	l <sub>2</sub>	w <sub>1</sub>	h <sub>1</sub>
Club chair 110	1700	1100	605	1100	300	800	325
Club chair 80	1400	1100	605	800	300	800	325



Dimensions (mm)	L	W	H
Footstool 110	1100	800	325

## Storage pouch (middle seat/corner seat/club chair)



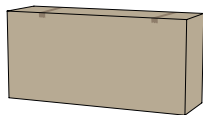
Dimensions (mm)	L	W	H	w <sub>1</sub>
Storage pouch 110	1050	210	460	376
Storage pouch 80	750	210	460	376

**extremis®**

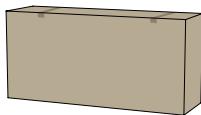
The content of this document, in particular the mentioned models, is protected by copyrights and/or design rights. The present document and its content is communicated to you for information purposes only. Any partial or total reproduction or any other use without our prior written permission is strictly prohibited. This technical sheet remains subject to possible changes. **All dimensions are in mm**, unless mentioned otherwise. Extremis is not responsible for the errors in the documentation of products. All measurements are approximate and are provided for informational purposes only.

**Tech sheet**  
 20190208

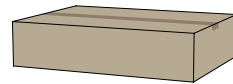
BOX 1: ARMREST



BOX 2: BACKREST + FILLING COMFORT PILLOW + ROD



BOX 3: SEAT CUSHION



BOX 4: FRAME



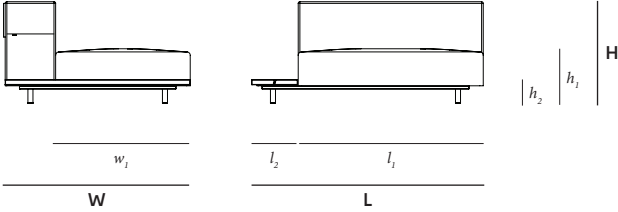
BOX 5: FEET



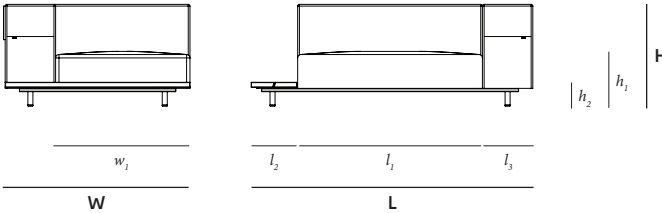
Box dimensions (mm)		L	W	H	Qty (#)	Volume (m <sup>3</sup> )	Gross weight (kg)	Net weight (kg)	Packaging weight (kg)
Middle seat 110	Box 2	1160	345	550	1	0,22	23,35	21,00	2,35
	Box 3	1140	830	270	1	0,26	10,34	7,50	2,84
	Box 4	1340	1060	115	1	0,16	16,07	13,07	3,00
	Box 5	200	140	140	1	0,01	1,08	0,88	0,20
	<b>total:</b>					<b>0,65</b>	<b>50,84</b>	<b>42,45</b>	<b>8,39</b>
Middle seat 80	Box 2	860	345	550	1	0,16	18,24	15,89	2,35
	Box 3	830	820	260	1	0,18	7,14	5,08	2,06
	Box 4	1340	1060	115	1	0,16	12,11	9,11	3,00
	Box 5	200	140	140	1	0,01	1,08	0,88	0,20
	<b>total:</b>					<b>0,51</b>	<b>38,57</b>	<b>30,96</b>	<b>7,61</b>
Corner seat 110	Box 1	1160	345	550	1	0,22	19,35	17,00	2,35
	Box 2	1160	345	550	1	0,22	23,35	21,00	2,35
	Box 3	1140	830	270	1	0,26	10,34	7,50	2,84
	Box 4	1340	1060	115	1	0,16	18,99	15,99	3,00
	Box 5	200	140	140	1	0,01	1,08	0,88	0,20
<b>total:</b>					<b>0,87</b>	<b>73,11</b>	<b>62,37</b>	<b>10,74</b>	
Corner seat 80	Box 1	1160	345	550	1	0,22	14,87	12,52	2,35
	Box 2	860	345	550	1	0,16	18,24	15,89	2,35
	Box 3	830	820	260	1	0,18	7,14	5,08	2,06
	Box 4	1340	1060	115	1	0,16	16,07	13,07	3,00
	Box 5	200	140	140	1	0,01	1,08	0,88	0,20
<b>total:</b>					<b>0,73</b>	<b>57,40</b>	<b>47,44</b>	<b>9,96</b>	
Corner seat 110 with 2 storage pouches	Box 2	1160	345	550	2	0,44	38,70	42,00	4,70
	Box 3	1140	830	270	1	0,26	10,34	7,50	2,84
	Box 4	1340	1060	115	1	0,16	18,99	15,99	3,00
	Box 5	200	140	140	1	0,01	1,08	0,88	0,20
	<b>total:</b>					<b>0,87</b>	<b>77,11</b>	<b>66,37</b>	<b>10,74</b>
Corner seat 80 with 2 storage pouches	Box 2	860	345	550	2	0,32	34,13	31,78	2,35
	Box 3	830	820	260	1	0,18	7,14	5,08	2,06
	Box 4	1340	1060	115	1	0,16	16,07	13,07	3,00
	Box 5	200	140	140	1	0,01	1,08	0,88	0,20
	<b>total:</b>					<b>0,67</b>	<b>58,41</b>	<b>50,81</b>	<b>7,61</b>
Club chair 110	Box 1	1160	345	550	2	0,44	36,35	34,00	2,35
	Box 2	1160	345	550	1	0,22	23,35	21,00	2,35
	Box 3	1140	830	270	1	0,26	10,34	7,50	2,84
	Box 4	1500	1060	115	1	0,18	21,51	18,01	3,50
	Box 5	200	140	140	1	0,01	1,08	0,88	0,20
<b>total:</b>					<b>1,11</b>	<b>92,63</b>	<b>81,39</b>	<b>11,24</b>	

Box dimensions (mm)		L	W	H	Qty (#)	Volume (m <sup>3</sup> )	Gross weight (kg)	Net weight (kg)	Packaging weight (kg)
Club chair 80	Box 1	1160	345	550	2	0,44	25,37	24,67	2,35
	Box 2	860	345	550	1	0,16	18,24	15,89	2,35
	Box 3	830	820	260	1	0,18	7,14	5,08	2,06
	Box 4	1340	1060	115	1	0,16	18,99	15,99	3,00
	Box 5	200	140	140	1	0,01	1,08	0,88	0,20
	<b>total:</b>				<b>0,95</b>		<b>72,47</b>	<b>62,51</b>	<b>9,96</b>
Footstool 110	Box 3	1140	830	270	1	0,26	10,34	7,50	2,84
	Box 4	1340	1060	115	1	0,16	12,11	9,11	3,00
	Box 5	200	140	140	1	0,01	1,08	0,88	0,20
	<b>total:</b>				<b>0,43</b>		<b>23,53</b>	<b>17,49</b>	<b>6,04</b>

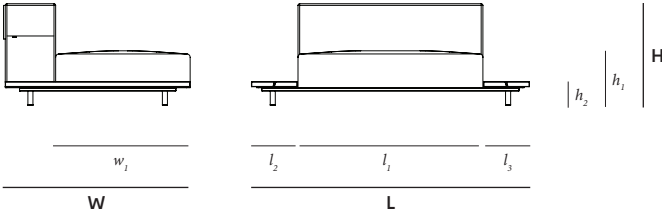
### Modules with side tables



Dimensions (mm)	L	W	H	$l_1$	$l_2$	$w_1$	$h_1$	$h_2$
Seat with side table 110	1376	1100	605	1100	271	800	325	141
Seat with side table 80	1076	1100	605	800	271	800	325	141

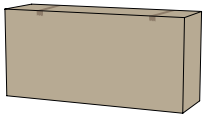


Dimensions (mm)	L	W	H	$l_1$	$l_2$	$l_3$	$w_1$	$h_1$	$h_2$
Seat with armrest & side table 110	1676	1100	605	1100	271	300	800	325	141
Seat with armrest & side table 80	1376	1100	605	800	271	300	800	325	141

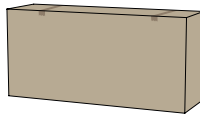


Dimensions (mm)	L	W	H	$l_1$	$l_2$	$w_1$	$h_1$	$h_2$
Seat with 2 side tables 110	1652	1100	605	1100	271	800	325	141
Seat with 2 side tables 80	1352	1100	605	800	271	800	325	141

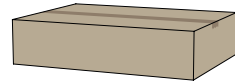
BOX 1: ARMREST



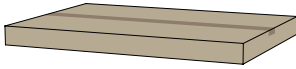
BOX 2: BACKREST + FILLING COMFORT PILLOW + ROD



BOX 3: SEAT CUSHION



BOX 4: FRAME



BOX 5: FEET

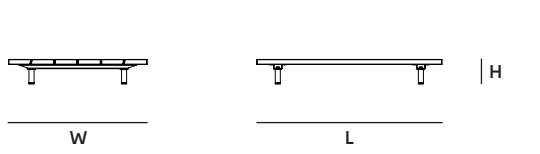


BOX 6: SIDE TABLE

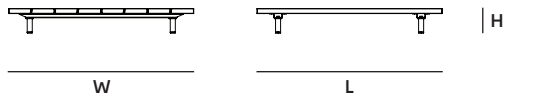


Box dimensions (mm)		L	W	H	Qty (#)	Volume (m <sup>3</sup> )	Gross weight (kg)	Net weight (kg)	Packaging weight (kg)
Seat with side table <sup>110</sup>	Box 2	1160	345	550	1	0,22	23,35	21,00	2,35
	Box 3	1140	830	270	1	0,26	10,34	7,50	2,84
	Box 4	1340	1060	115	1	0,16	16,07	13,07	3,00
	Box 5	200	140	140	1	0,01	1,08	0,88	0,20
	Box 6	1150	320	90	1	0,03	8,88	6,83	2,05
	<b>total:</b>					<b>0,68</b>		<b>59,72</b>	<b>49,28</b>
Seat with side table <sup>80</sup>	Box 2	860	345	550	1	0,16	18,24	15,89	2,35
	Box 3	830	820	260	1	0,18	7,14	5,08	2,06
	Box 4	1340	1060	115	1	0,16	16,07	13,07	3,00
	Box 5	200	140	140	1	0,01	1,08	0,88	0,20
	Box 6	1150	270	75	1	0,03	8,88	6,83	2,05
	<b>total:</b>					<b>0,54</b>		<b>51,41</b>	<b>41,75</b>
Seat with armrest & side table <sup>110</sup>	Box 1	1160	345	550	1	0,22	19,35	17,00	2,35
	Box 2	1160	345	550	1	0,22	23,35	21,00	2,35
	Box 3	1140	830	270	1	0,26	10,35	7,50	2,84
	Box 4	1340	1060	115	1	0,16	16,07	13,07	3,00
	Box 5	200	140	140	1	0,01	1,08	0,88	0,20
	Box 6	1150	320	90	1	0,03	8,88	6,83	2,05
	<b>total:</b>					<b>0,90</b>		<b>79,07</b>	<b>66,28</b>
Seat with armrest & side table <sup>80</sup>	Box 1	1160	345	550	1	0,22	19,35	17,00	2,35
	Box 2	860	345	550	1	0,16	18,24	15,89	2,35
	Box 3	830	820	260	1	0,18	7,14	5,08	2,06
	Box 4	1340	1060	115	1	0,16	16,07	13,07	3,00
	Box 5	200	140	140	1	0,01	1,08	0,88	0,20
	Box 6	1150	270	75	1	0,03	8,88	6,83	2,05
	<b>total:</b>					<b>0,76</b>		<b>70,76</b>	<b>58,75</b>
Seat with 2 side tables <sup>110</sup>	Box 2	1160	345	550	1	0,22	23,35	21,00	2,35
	Box 3	1140	830	270	1	0,26	10,34	7,50	2,84
	Box 4	1340	1060	115	1	0,16	16,07	13,07	3,00
	Box 5	200	140	140	1	0,01	1,08	0,88	0,20
	Box 6	1150	320	90	2	0,07	17,76	13,66	4,10
	<b>total:</b>					<b>0,72</b>		<b>68,60</b>	<b>56,11</b>
Seat with 2 side tables <sup>80</sup>	Box 2	860	345	550	1	0,16	18,24	15,89	2,35
	Box 3	830	820	260	1	0,18	7,14	5,08	2,06
	Box 4	1340	1060	115	1	0,16	16,07	13,07	3,00
	Box 5	200	140	140	1	0,01	1,08	0,88	0,20
	Box 6	1150	270	75	1	0,03	8,88	6,83	2,05
	<b>total:</b>					<b>0,54</b>		<b>51,41</b>	<b>41,75</b>

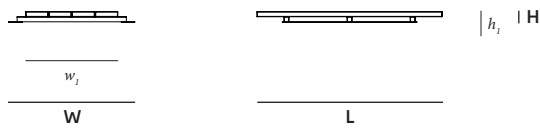
# Tables



Dimensions (mm)	L	W	H
Coffee table <small>std. height</small>	1100	823	145
Coffee table <small>high feet</small>	1100	823	195



Dimensions (mm)	L	W	H
Corner Square table <small>std. height</small>	1100	1100	145
Corner Square table <small>high feet</small>	1100	1100	195



Dimensions (mm)	L	W	H	$w_1$	$h_1$
Linking table	1100	749	67	547	145

BOX 5: FEET



BOX 7: TABLE



Box dimensions (mm)		L	W	H	Qty (#)	Volume (m <sup>3</sup> )	Gross weight (kg)	Net weight (kg)	Packaging weight (kg)
Coffee table	Box 7	1150	873	80	1	0,08	22,28	19,78	2,50
	Box 5	200	140	140	1	0,01	1,08	0,88	0,20
					<b>total:</b>	<b>0,09</b>	<b>23,36</b>	<b>20,66</b>	<b>3,00</b>
Corner square table	Box 7	1150	1150	80	1	0,11	29,74	26,74	3,00
	Box 5	200	140	140	1	0,01	1,08	0,88	0,20
					<b>total:</b>	<b>0,12</b>	<b>30,82</b>	<b>27,62</b>	<b>3,20</b>
Linking table	Box 7	1150	799	195	1	0,04	19,37	16,87	2,50

## Blankets

BAG 1: BLANKET

		Dimensions (mm)			L	W	H			
		Blanket 110			1570	1050	20			
		Blanket 80			1570	750	20			

Box dimensions (mm)		L	W	H	Qty (#)	Volume (m <sup>3</sup> )	Gross weight (kg)	Net weight (kg)	Packaging weight (kg)
Blanket 110	Bag 1	1570	1050	20	1	0,03	2,01	2,00	0,01
Blanket 80	Bag 1	1570	750	20	1	0,02	1,51	1,50	0,01

## Comfort cushion (without filling)

BAG 2: COMFORT CUSHION COVER

		Dimensions (mm)			L	W	H			
		Comfort cushion cover 110			800	200	500			
		Comfort cushion cover 80			500	200	500			

Box dimensions (mm)		L	W	H	Qty (#)	Volume (m <sup>3</sup> )	Gross weight (kg)	Net weight (kg)	Packaging weight (kg)
Comfort cushion cover 110	Bag 2	800	200	5	1	0,01	0,29	0,28	0,01
Comfort cushion cover 80	Bag 2	500	200	5	1	0,01	0,19	0,18	0,01

The comfort cushion filling is delivered inside the storage pouch. The Sunbrella cover comes in a separate colli.

## Deco cushion

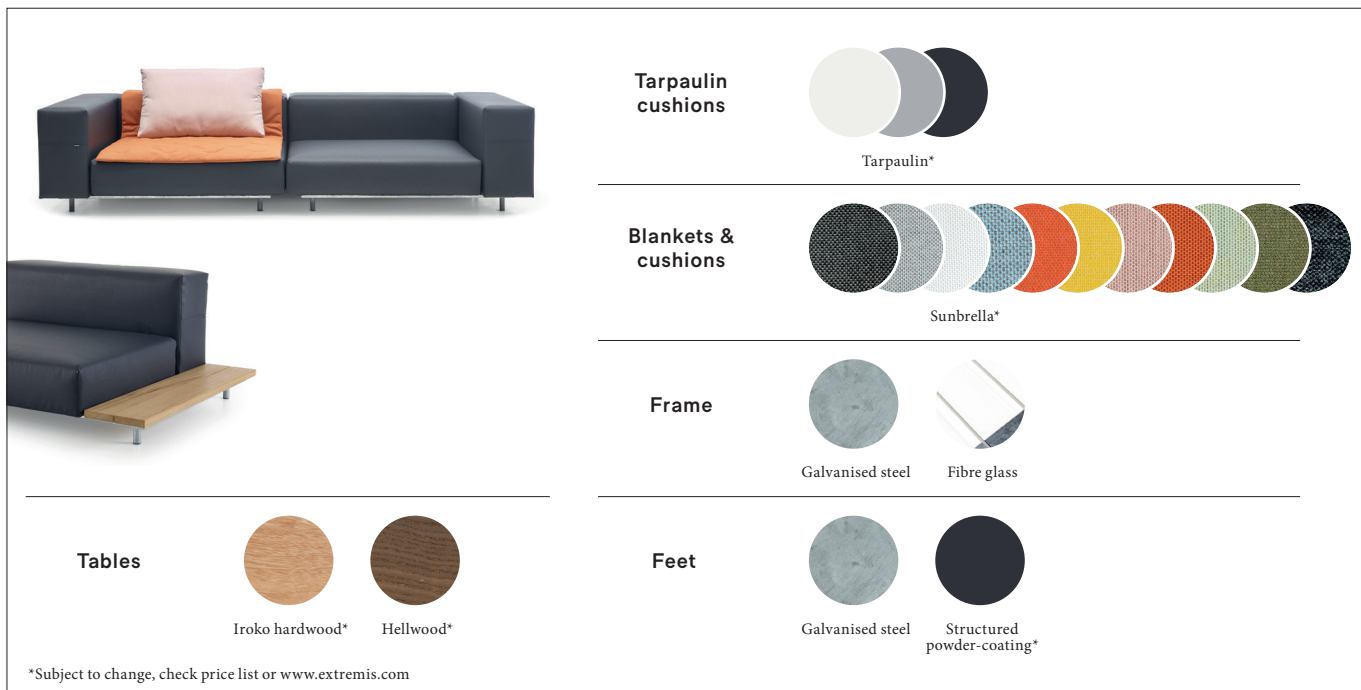
BAG 3: DECO CUSHION

		Dimensions (mm)			L	W	H			
		Deco cushion			500	170	500			

Box dimensions (mm)		L	W	H	Qty (#)	Volume (m <sup>3</sup> )	Gross weight (kg)	Net weight (kg)	Packaging weight (kg)
Deco cushion	Bag 3	500	170	500	1	0,04	0,91	0,90	0,01

## Materials & colours



\*Subject to change, check price list or [www.extremis.com](http://www.extremis.com)

Materials	Key facts	Thickness mm	Layer thickness micron	Density	In/outdoor	Water	UV colour fastness	Flame retarding
Hot dip galvanised steel frame, legs & connection piece	<ul style="list-style-type: none"> <li>• Most durable method for protecting metal from rusting</li> <li>• Protective layer</li> <li>• Very long life span</li> <li>• 100% recyclable</li> <li>• Cradle to Cradle Certified™</li> </ul>	2 - 3	n.a.	7,50 10 <sup>3</sup> kg/m <sup>3</sup>	Outdoor & indoor	n.a.	Very good, galvanisation will however become less shiny when used outdoors	NEN-EN13501-1 A1 *
Fibre glass rods	<ul style="list-style-type: none"> <li>• Made with the pultrusion technique: a non-stop process of fibre glass wires pulled through a bath of polyester</li> <li>• Strong</li> <li>• Lightweight</li> </ul>	8	n.a.	0,45 10 <sup>3</sup> kg/m <sup>3</sup>	Outdoor & indoor	n.a.	Very good: colour can fade to some extent when exposed to UV	/
Tarpaulin cushions	<ul style="list-style-type: none"> <li>• Developed for outdoor</li> <li>• High tenacity polyester yarn + PVC coating + protective coating</li> <li>• Anti-bacterial + UV treated</li> </ul>	0,50	n.a.	450 g/m <sup>2</sup>	Outdoor & indoor -30°C +70°C DIN EN 1876/2 1998	100% water proof / water column of 100 mbar	7-8/8 (ISO 105-B02)	Flame speed <100mm/sec ISO3795 1989
Sunbrella blankets & cushions	<ul style="list-style-type: none"> <li>• 100% Sunbrella Acrylic</li> <li>• Best outdoor fabric available for making cushions</li> <li>• Dirt repellent</li> <li>• Not waterproof, store inside!</li> <li>• Machine washable at max. 30°C. Ironing restores the protective layer</li> </ul>	0,50	n.a.	270 g/m <sup>2</sup>	Outdoor & indoor	water column of 35 mbar (EN 20811)	7/8 (ISO 105-B02)	/
Iroko tables	<ul style="list-style-type: none"> <li>• Durability CLASS 1</li> <li>• Feels comfortable in all weather conditions</li> <li>• Advisable to oil the wood</li> </ul>	30	n.a.	600 à 700 kg/m <sup>3</sup>	Outdoor & indoor	n.a.	Untreated wood turns grey after a while	/
Hellwood tables	<ul style="list-style-type: none"> <li>• Durability CLASS 1</li> <li>• Carries the PEFC™ label for durable forestry</li> <li>• Feels comfortable in all weather conditions</li> <li>• Advisable to oil the wood</li> </ul>	30	n.a.	600 kg/m <sup>3</sup>	Outdoor & indoor	n.a.	Untreated wood turns grey after a while	/



\* NEN-EN13501-1 A1

Class A1 products will not contribute to fire in any stage, including fully developed fire. For this reason, they are assumed to be capable of satisfying all requirements of all lower classes as well.

## Warnings

### General

- Do not use any sharp tools to open the packaging.
- We strongly advise against using power tools.
- Do not put out cigarettes on the sofa.
- Not graffiti proof.
- Do not leave children unattended whilst playing on the sofa.
- To avoid danger of suffocation, keep plastic bags away from babies and children.
- Colours can differ over years and from batch to batch.

### Product

- We strongly advise to store the blanket & cushions indoors when the Walrus is not used frequently.
- Do not leave iron items such as needles, knives or tools close to the magnets of the back cushions.
- People with a pacemaker should not come into contact with the magnetic field.
- Keep electrical equipment and data cards away from the magnetic field.
- Keep the magnets out of the way of open flames and heat.
- In order to open and close the storage pouch, Walrus should be placed in a distance of at least 50 cm from obstacles as a wall, the fence, the pool, ...
- Walrus is not a toy. Kids and pets don't belong in the storage pouch!
- Walrus is only compatible with Extremis cushions and blankets.
- Do not stand on the seat and do not lie down on the sofa with your shoes on.
- Keep pets and sharp objects away from the Walrus to avoid damaging the fabric.

- Jeans can leave dye marks on the Walrus tarpaulin, just as they can on other seating fabrics.
- Max. 2 people or 160 kg per module.

### Tarpaulin

- A magic sponge may only be used on marks or stains when normal cleaning is not enough.
- We advise to clean frequently.
- Clean the fabric regularly, don't forget to clean between the cushions, to prevent lasting stains.
- Keep in mind that white is a more sensitive colour.
- UV colour fastness: 7/8 (ISO 105-B02)
- Flame retarding: Flame speed <100mm/sec - ISO3795 1989.
- Leaves that are not swept off the seat promptly may start fermenting and cause stubborn stains. This is why we highly recommend that you do not put your furniture under a tree.
- Cushions in darker colors can get very hot in the sun. Be aware.

### Galvanised steel

- Galvanisation will become less shiny when used outdoors.
- Flame retarding - NEN-EN13501-1 A1 - Class A1 products will not contribute to fire in any stage, including fully developed fire. For this reason, they are assumed to be capable of satisfying all requirements of all lower classes as well.
- Possible impurities in the immersion tank can cause black marks during galvanization, which are intrinsic to this industrial finishing technique.
- White marks on this zinc layer are also intrinsic to this

procedure and will disappear when the furniture is put outdoors.

- This industrial finishing technique may result in a rougher surface. This is intrinsic to the process.

### Sunbrella

- Not waterproof, store inside!
- Shake or brush off loose dirt immediately.
- UV colour fastness: 7/8 (ISO 105-B02).

### Fibre glass

- Wear gloves when assembling or dismantling the glass fiber rods. They can cause skin irritations.

### Wood

- When delivered, the wood is untreated.
- Wood is a natural material and its look is different for every slat, plank and tree.
- Wood will gradually become rougher and start to turn grey as a consequence of exposure to the sun and rain. We recommend oiling the wood at regular intervals depending from location and general weather conditions.
- Clean regularly with mild detergent. Never use a high pressure cleaner as this will roughen the wood's smooth surface and irreparably damage the wood's fiber.
- Thorough cleaning with Extremis Wood Cleaner.
- We strongly recommend that you treat your wood with wood protector to protect it from stains - small cracks and crevices can also appear as part of this process. We strongly advise everyone to treat the furniture with our Wood Protector.

## Applications

**Residential:** on terraces, patios or courtyard, indoor as well as outdoor.

**Project:** hotel and catering industry, company terraces, public spaces, squares, event venues, schools, office, meeting room, bar, office, ...

## Good to know

- Walrus corner seat is also available with two backrests, this way you have an extra storage pouch to hide blankets, cushions, atmosphere lights ....
- An ingenious storage pouch in the back of the Walrus hides a foldout blanket and a thick cushion, to provide the softness, comfort and touch appreciated in contact with your body.
- The comfort cushion filling is delivered inside the storage pouch. The Sunbrella cover comes in a separate colli.

## Awards



## F.a.q.

**Q:** Is it for outdoors?

**A:** Of course, the parts that are permanently exposed to the elements are made of an extremely durable tarpaulin material that does not absorb any water.

## Website

[www.extremis.com/walrus](http://www.extremis.com/walrus)

## Maintenance

Find maintenance instructions at the downloads section of [extremis.com](http://extremis.com) for:

### BLANKET & CUSHIONS (SUNBRELLA)

- Shake or brush off loose dirt immediately.
- Spray Extremis Multi Cleaner.
- Use a soft brush and make circular movements.
- Let the suds soak in for a moment.
- Rinse thoroughly to remove all soap residue.
- Simply allow to dry.
- It's also possible to put the blanket and the pillow covers in a washing machine (max 40°C). Follow the cleaning instruction on the label

### CUSHIONS (TARPAULIN)




- The tarp material on the Walrus is easy to clean with Extremis MultiCleaner and an Extremis brush.
- With every Walrus come two miracle sponges. These sponges may only be used on marks or stains when normal cleaning is not enough. After cleaning, just let it dry, or wipe with a clean towel for an even better result.
- Dependent on the conditions the Walrus is placed in, we advise to clean frequently. (e.g. rain, dust, proximity of trees, pets, insects, climate).
- **Also keep in mind that white is a more sensitive colour for outdoor use.**

### WOOD

- Clean regularly with mild detergent.
- Thorough cleaning with Extremis Wood Cleaner.
- Oil the wood with Extremis Wood Protector. We recommend oiling the wood at regular intervals depending from location and general weather conditions.
- In order to smoothen the surface again after a thorough cleaning, lightly sand your wood with 80 grit sanding paper or a sanding pad.

### RECOMMENDED USE

- For Extremis Wood Protector:

	10 to 15 wood care treatments for a coffee table 6 to 10 wood care treatments for a corner square table 8 to 12 wood care treatments for a linking table 20 to 30 wood care treatments for a side table
	5 to 7 wood care treatments for a coffee table 3 to 5 wood care treatments for a corner square table 4 to 6 wood care treatments for a linking table 10 to 15 wood care treatments for a side table
	75 - 100 ml for one coffee table 100 - 150 ml for one corner square table 50 - 75 ml for one linking table 25 - 50 ml for one side table