

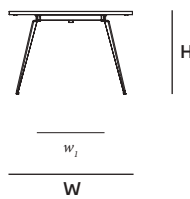
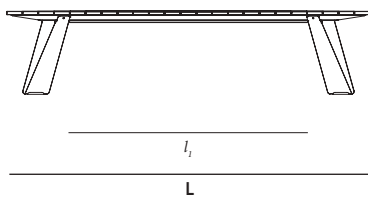
# Pontsūn

© design by Dirk Wynants

Galvanized version  
Powder-coated version

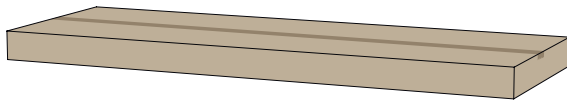


## Pontsūn



Dimensions (mm)	L	W	H	$l_1$	$w_1$
Pontsūn 325	3240	1100	740	2130	540
Pontsūn 395	3945	1100	740	2768	540

BOX 1: TABLETOP



BOX 2: 2 LEGS + MOUNTING KIT



Box dimensions (mm)		L	W	H	Qty (#)	Volume (m <sup>3</sup> )	Gross weight (kg)	Net weight (kg)	Packaging weight (kg)
Pontsūn 325	Box 1	3430	1150	160	1	0,63	114,00	104,00	10,00
	Box 2	920	287	117	2	0,03	62,60	60,00	2,60
	<b>total:</b>				<b>0,66</b>	<b>176,60</b>	<b>164,00</b>	<b>12,60</b>	
Pontsūn 395	Box 1	4075	1150	160	1	0,75	141,40	128,80	12,60
	Box 2	920	287	117	2	0,03	62,60	60,00	2,60
	<b>total:</b>				<b>0,78</b>	<b>204,00</b>	<b>188,80</b>	<b>15,20</b>	


**extremis®**

The content of this document, in particular the mentioned models, is protected by copyrights and/or design rights. The present document and its content is communicated to you for information purposes only. Any partial or total reproduction or any other use without our prior written permission is strictly prohibited. This technical sheet remains subject to possible changes. **All dimensions are in mm**, unless mentioned otherwise. Extremis is not responsible for the errors in the documentation of products. All measurements are approximate and are provided for informational purposes only.


**Tech sheet**  
20200127



## Materials & colors




**Tabletop**

  
Hellwood\*



---

**Frame**


  
Galvanized steel

---

**Legs**

   
Galvanized steel      Structured powder-coating\*

\*Subject to change, check price list or [www.extremis.com](http://www.extremis.com)

Materials	Key facts	Thickness mm	Layer thickness micron	Density	In/outdoor	Water	UV colour fastness	Flame retarding
 <p>www.pefc.org Promoting sustainable forest management PEFC™ PEFC/07-31-47/83</p>	<ul style="list-style-type: none"> <li>• Durability CLASS 1</li> <li>• Carries the PEFC™ label for durable forestry</li> <li>• Feels comfortable in all weather conditions</li> <li>• Advisable to oil the wood</li> </ul>	30	n.a.	600 kg/m <sup>3</sup>	Outdoor & indoor	n.a.	Untreated wood turns grey after a while	/
Hot dip galvanized steel frame	<ul style="list-style-type: none"> <li>• Most durable method for protecting metal from rusting</li> <li>• Protective layer</li> <li>• Very long life span</li> <li>• 100% recyclable</li> <li>• Cradle to Cradle Certified™</li> </ul>	2 - 6	50 - 100	7,50 10 <sup>3</sup> kg/m <sup>3</sup>	Outdoor & indoor	n.a.	Very good, galvanisation will however become less shiny when used outdoors	NEN-EN13501-1 A1 *
Hot dip galvanized steel legs	<ul style="list-style-type: none"> <li>• Most durable method for protecting metal from rusting</li> <li>• Protective layer</li> <li>• Very long life span</li> <li>• 100% recyclable</li> <li>• Cradle to Cradle Certified™</li> </ul>	8	50 - 100	7,50 10 <sup>3</sup> kg/m <sup>3</sup>	Outdoor & indoor	n.a.	Very good, galvanisation will however become less shiny when used outdoors	NEN-EN13501-1 A1 *
Structured powder-coated electro galvanized steel legs	<ul style="list-style-type: none"> <li>• Easy to clean</li> <li>• Electro galvanized (for protection against rust), then powder-coated</li> <li>• More scratch-resistant than non structured powder-coating</li> </ul>	8	60	7,50 10 <sup>3</sup> kg/m <sup>3</sup>	Outdoor & indoor	n.a.	Very good: colour can fade to some extent when exposed to UV	NEN-EN13501-1 A2-s1 **

\* NEN-EN13501-1 A1

Class A1 products will not contribute in any stage of the fire including the fully developed fire. For that reason they are assumed to be capable of satisfying automatically all requirements of all lower classes.

## Warnings

### General

- Do not use any sharp tools to open the packaging.
- We strongly advise against using power tools.
- Tripping hazard, mind your step.
- Do not put out cigarettes on the table.
- Not graffiti proof.
- Do not leave children unattended whilst playing on the table.
- To avoid danger of suffocation, keep plastic bags away from babies and children.
- Colours can differ over years and from batch to batch.

### Product

- Do not drag the table, but carry it with minimum 2 people.
- Mind the sharp corners of the tabletop.
- Items might get stuck between two slats.

### Wood

- When delivered, the wood is untreated.
- Wood is a natural material and its look is different for every slat, plank and tree.
- Wood will gradually become rougher and start to

turn grey as a consequence of exposure to the sun and rain. We recommend oiling the wood at regular intervals depending from location and general weather conditions.

- Clean regularly with mild detergent. Never use a high pressure cleaner as this will roughen the wood's smooth surface and irreparably damage the wood's fiber.
- Thorough cleaning with Extremis Wood Cleaner.
- We strongly recommend that you treat your wood with wood protector to protect it from stains - small cracks and crevices can also appear as part of this process. We strongly advise everyone to treat the furniture with our Wood Protector.

### Galvanized steel

- Galvanization will become less shiny when used outdoors.
- Flame retarding - NEN-EN13501-1 A1 - Class A1 products will not contribute to fire in any stage, including fully developed fire. For this reason, they are assumed to be capable of satisfying all requirements of all lower classes as well.
- Possible impurities in the immersion tank can cause

black marks during galvanization, which are intrinsic to this industrial finishing technique.

- White marks on this zinc layer are also intrinsic to this procedure and will disappear when the furniture is put outdoors.
- This industrial finishing technique may result in a rougher surface. This is intrinsic to the process.

### Powder-coating

- White powder-coating requires more maintenance.
- Do not use abrasive scouring powders or scourers as they will scratch the surface.
- Colour can fade to some extent when exposed to UV.
- Flame retarding - NEN-EN13501-1 A2-sl - Satisfying the same criteria as Class B for the SBI-test according to EN13823. In addition, under conditions of a fully developed fire these products will not significantly contribute to the fire load and fire growth.
- Dark colors can get very hot in sunny weather.

## Applications

**Residential:** on terraces, patios, indoor & outdoor, rooftops, or as a kitchen table or as an eye-catching garden set-up.

**Project:** hotel and catering industry, company terraces, (semi) public spaces, indoor or outdoor, ...

## Good to know

- PEFC™ certified wood originates from sustainably managed forests.
- Pontsün combines perfectly with Captain's Chairs.
- Only available with Hellwood!



## Website

[www.extremis.com/pontsun](http://www.extremis.com/pontsun)

## F.a.q.

*Q: Do you need to oil the wood?*

A: Just like other types of wood, it will gradually become rougher and start to turn grey as a consequence of exposure to the sun and rain. Small cracks and crevices can also appear as part of this process. We strongly advise everyone to treat the furniture with our Wood Protector. This 100% natural oil controls the moisture level within the wood, which makes the planks stay stable for longer, and the layer of oil also helps to prevent spilled liquids from being absorbed, so that stains tend to stay superficial. It is best to repeat this treatment at regular intervals.

*Q: Won't those wide boards curl up after a while?*

A: Hellwood is a very stable type of wood and Class I. Nevertheless, the tabletop is completely supported by a galvanised frame to which each board is attached separately. The wood has no structural function.

## Maintenance

Find maintenance instructions at the downloads section of [extremis.com](http://extremis.com) for:

### POWDER-COATED PARTS

- White powder-coating obviously requires more maintenance.
- Clean stains with a magic eraser.

### GALVANIZED PARTS

- How to repair a damaged zinc layer.

### WOOD

- Clean regularly with mild detergent.
- Thorough cleaning with Extremis Wood Cleaner.
- Oil the wood with Extremis Wood Protector. We recommend oiling the wood at regular intervals depending from location and general weather conditions.
- In order to smoothen the surface again after a thorough cleaning, lightly sand your wood with 80 grit sanding paper or a sanding pad.

### RECOMMENDED USE

- For Extremis Wood Protector:



2 to 3 wood care treatments for Pontsün 325  
1 to 2 wood care treatments for Pontsün 395



5 to 7 wood care treatments for Pontsün 325  
5 to 7 wood care treatments for Pontsün 395



300 - 400 ml for one Pontsün 325  
350 - 500 ml for one Pontsün 395