

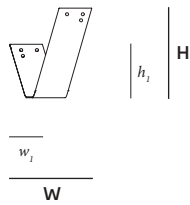
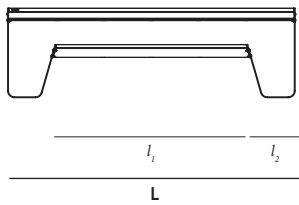
# Hopper bench

© design by Dirk Wynants

240  
300  
Stabilizing support

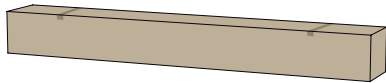


## Hopper bench

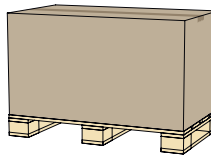


Dimensions (mm)	L	W	H	$l_1$	$l_2$	$w_1$	$h_1$
Hopper bench 240	2380	677	740	1595	382	278	440
Hopper bench 300	2980	677	740	2195	382	278	440

BOX 1: TABLETOP + BENCH



BOX 2: LEGS + MOUNTING KIT



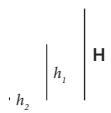
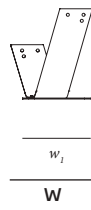
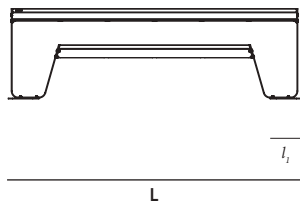
Box dimensions (mm)		L	W	H	Qty (#)	Volume (m <sup>3</sup> )	Gross weight (kg)	Net weight (kg)	Packaging weight (kg)
Hopper bench 240	Box 1	2400	330	270	1	0,21	65,21	61,18	4,03
	Box 2	1125	635	625	1	0,45	65,80	48,40	17,40
					<b>total:</b>	<b>0,66</b>	<b>131,01</b>	<b>109,58</b>	<b>21,43</b>
Hopper bench 300	Box 1	3000	330	270	1	0,27	82,67	78,64	4,03
	Box 2	1125	635	625	1	0,45	65,80	48,40	17,40
					<b>total:</b>	<b>0,72</b>	<b>148,47</b>	<b>127,04</b>	<b>21,43</b>

**extremis®**

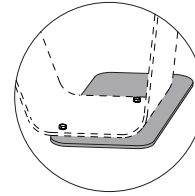
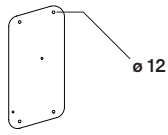
The content of this document, in particular the mentioned models, is protected by copyrights and/or design rights. The present document and its content is communicated to you for information purposes only. Any partial or total reproduction or any other use without our prior written permission is strictly prohibited. This technical sheet remains subject to possible changes. **All dimensions are in mm**, unless mentioned otherwise. Extremis is not responsible for the errors in the documentation of products. All measurements are approximate and are provided for informational purposes only.

**Tech sheet**  
20190208

## Stabilizing support



Dimensions (mm)	L	W	H	$l_1$	$w_1$	$h_1$	$h_2$
240 with stabilizing support	2426	677	748	255	562	448	8
300 with stabilizing support	3026	677	748	255	562	448	8



### BOX 3: STABILIZING SUPPORTS



Box dimensions (mm)		L	W	H	Qty (#)	Volume (m <sup>3</sup> )	Gross weight (kg)	Net weight (kg)	Packaging weight (kg)
Stabilizing supports	Box 3	630	310	60	1	0,01	16,38	16,08	0,30

## Materials



### Tabletop & bench



Iroko hardwood\*




Hellwood\*

### Frame & legs



Galvanised steel

\*Subject to change, check price list or [www.extremis.com](http://www.extremis.com)

Materials	Key facts	Thickness mm	Layer thickness micron	Density kg/m <sup>3</sup>	In/outdoor	Water	UV colour fastness	Flame retarding
Iroko tabletop & bench	<ul style="list-style-type: none"> <li>• Durability CLASS 1</li> <li>• Feels comfortable in all weather conditions</li> <li>• Advisable to oil the wood</li> </ul>	30	n.a.	600 à 700 kg/m <sup>3</sup>	Outdoor & indoor	n.a.	Untreated wood turns grey after a while	/
Hellwood tabletop & bench	 <ul style="list-style-type: none"> <li>• Durability CLASS 1</li> <li>• Carries the PEFC™ label for durable forestry</li> <li>• Feels comfortable in all weather conditions</li> <li>• Advisable to oil the wood</li> </ul>	30	n.a.	600 kg/m <sup>3</sup>	Outdoor & indoor	n.a.	Untreated wood turns grey after a while	/
Hot dip galvanised steel frame	<ul style="list-style-type: none"> <li>• Very rigid galvanised frame</li> <li>• Ensures stability</li> <li>• Extremely long lifespan</li> <li>• 100% recyclable</li> <li>• Cradle to Cradle Certified™</li> </ul>	2 - 6	50 - 100	7,50 10 <sup>3</sup> kg/m <sup>3</sup>	Outdoor & indoor	n.a.	Very good, galvanisation will however become less shiny when used outdoors	NEN-EN13501-1 A1 *
Hot dip galvanised steel legs	<ul style="list-style-type: none"> <li>• Most durable method for protecting metal from rusting</li> <li>• Protective layer</li> <li>• Very long life span</li> <li>• 100% recyclable</li> <li>• Cradle to Cradle Certified™</li> </ul>	8	50 - 100	7,50 10 <sup>3</sup> kg/m <sup>3</sup>	Outdoor & indoor	n.a.	Very good, galvanisation will however become less shiny when used outdoors	NEN-EN13501-1 A1 *

\* NEN-EN13501-1 A1

Class A1 products will not contribute to fire in any stage, including fully developed fire. For this reason, they are assumed to be capable of satisfying all requirements of all lower classes as well.

## Warnings

### General

- Do not use any sharp tools to open the packaging.
- We strongly advise against using power tools.
- Tripping hazard, mind your step.
- Do not put out cigarettes on the bench.
- Not graffiti proof.
- Do not leave children unattended whilst playing on the bench.
- To avoid danger of suffocation, keep plastic bags away from babies and children.
- Colours can differ over years and from batch to batch.

### Product

- Do not drag the table, but carry it with minimum 2 people.
- Anchoring the product has to be done by qualified people.
- For anchoring: use suitable bolts or screws from a specialized store depending on the material your terrace is made of.
- The packaging material of the legs must stay intact, you need it to attach the legs to the tabletop.

- 240 cm: max. 5 people or 400 kg per bench - 300 cm: max. 6 people or 480 kg per bench.
- Regularly clean the flat surface of the legs.
- Always fix Hopper bench to the ground when you are not using the stabilizing supports.
- The table allows you to sit on the tabletop.

### Wood

- When delivered, the wood is untreated.
- Wood is a natural material and its look is different for every slat, plank and tree.
- Wood will gradually become rougher and start to turn grey as a consequence of exposure to the sun and rain. We recommend oiling the wood at regular intervals depending from location and general weather conditions.
- Clean regularly with mild detergent. Never use a high pressure cleaner as this will roughen the wood's smooth surface and irreparably damage the wood's fiber.
- Thorough cleaning with Extremis Wood Cleaner.
- We strongly recommend that you treat your wood with wood protector to protect it from stains - small cracks

and crevices can also appear as part of this process. We strongly advise everyone to treat the furniture with our Wood Protector.

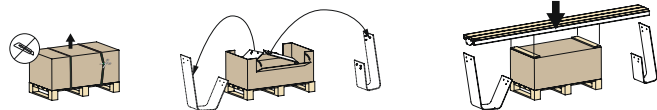
### Galvanised steel

- Galvanisation will become less shiny when used outdoors.
- Flame retarding - NEN-EN13501-1 A1 - Class A1 products will not contribute to fire in any stage, including fully developed fire. For this reason, they are assumed to be capable of satisfying all requirements of all lower classes as well.
- Possible impurities in the immersion tank can cause black marks during galvanization, which are intrinsic to this industrial finishing technique.
- White marks on this zinc layer are also intrinsic to this procedure and will disappear when the furniture is put outdoors.
- This industrial finishing technique may result in a rougher surface. This is intrinsic to the process.

## Important

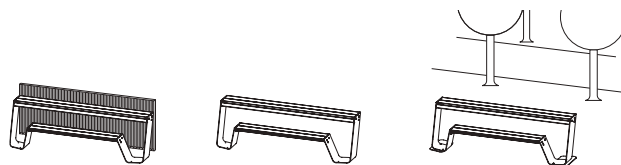
Use our packaging material for better support to attach the legs to the tabletop.

1. Leave the box on the pallet.
2. Remove the lid of the box.
3. Take the legs out of the box.
4. Put the lid back on the box.
5. Put the tabletop on top of the box.
6. Assemble the Hopper picnic.



## Applications

1. Against balustrade or against a wall.
2. Freestanding (anchored to the floor)
3. Freestanding with stabilizing supports!



## Maintenance

Find maintenance instructions at the downloads section of [extremis.com](http://extremis.com) for:

### GALVANISED PARTS

- How to repair a damaged zinc layer

### WOOD

- Clean regularly with mild detergent.
- Thorough cleaning with Extremis Wood Cleaner.
- Oil the wood with Extremis Wood Protector. We recommend oiling the wood at regular intervals depending from location and general weather conditions.
- In order to smoothen the surface again after a thorough cleaning, lightly sand your wood with 80 grit sanding paper or a sanding pad.

### USAGE ADVISE

- For Extremis Wood Protector:



7 to 10 wood care treatments for Hopper Bench 240  
5 to 7 wood care treatments for Hopper Bench 300



3 to 5 wood care treatments for Hopper Bench 240  
2 to 4 wood care treatments for Hopper Bench 300



100 - 150 ml for one Hopper bench 240  
150 - 250 ml for one Hopper bench 300

## Website

[www.extremis.com/hopperbench](http://www.extremis.com/hopperbench)

## Floor fastening

Mark the spots on the ground where you want to anchor the table and drill holes.



## Good to know

- 'Hopper' stands for 'Hop Picker' because the range is inspired by hop gardens, harvests and beer fests.
- PEFC™ certified wood originates from sustainably managed forests.
- The Hopper legs are cut out of an aluminium or metal sheet nearly without any loss of material.
- Freestanding only possible with stabilizing support or floor fastening!

## F.a.q.

**Q:** Do you need to oil the wood?

**A:** Just like other types of wood, Iroko will gradually become rougher and start to turn grey as a consequence of exposure to the sun and rain. Small cracks and crevices can also appear as part of this process. We strongly advise everyone to treat the furniture with our Wood Protector. This 100% natural oil controls the moisture level within the wood, which makes the planks stay stable for longer, and the layer of oil also helps to prevent spilled liquids from being absorbed, so that stains tend to stay superficial. It is best to repeat this treatment at regular intervals.

**Q:** Won't those wide boards curl up after a while?

**A:** Iroko hardwood & Hellwood are very stable types of wood and Class I. Nevertheless, the tabletop is completely supported by a galvanised frame to which each board is attached separately. The wood has no structural function.