

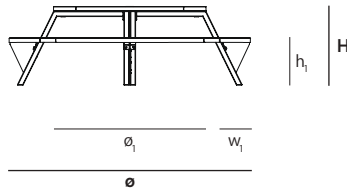
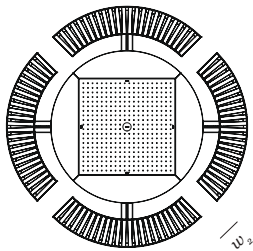
Gargantua

© design by Dirk Wynants

Backrest
Cushion
Floor fastening
Bench fastening



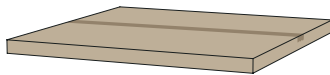
Gargantua



Dimensions (mm)	\varnothing	H	\varnothing_1	h_1	w_1	w_2
Position 1	2309	751	1460	450	270	209
Position 2	2235	751	1460	524	270	157
Position 3	2161	751	1460	599	270	105
Position 4	2014	751	1460	751	270	1

See last page for the different bench heights.

BOX 1: TABLETOP



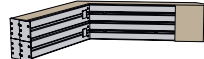
BOX 3: BENCH SUPPORT + MOUNTING KIT



BOX 2: 2 BENCHES



BOX 4: LEGS



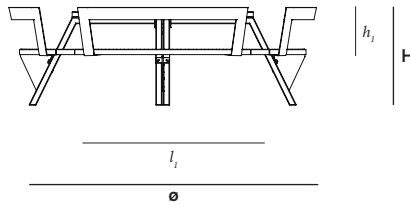
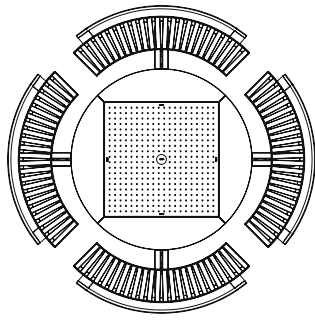
梱包サイズ (mm)		L	W	H	個数 (#)	Volume (m ³)	総重量 (kg)	重さ (kg)	梱包の重さ (kg)
Gargantua	Box 1	1530	1500	80	1	0,18	50,40	44,20	6,20
	Box 2	1450	530	100	2	0,15	54,40	51,20	3,20
	Box 3	330	275	255	1	0,02	21,00	18,40	2,60
	Box 4	1850	240	110	1	0,05	39,60	36,80	2,80
	total:					0,40	165,40	150,60	14,80

extremis®

The content of this document, in particular the mentioned models, is protected by copyrights and/or design rights. The present document and its content is communicated to you for information purposes only. Any partial or total reproduction or any other use without our prior written permission is strictly prohibited. This technical sheet remains subject to possible changes. All dimensions are in mm unless mentioned otherwise. Extremis is not responsible for the errors in the documentation of products. All measurements are approximate and are provided for informational purposes only.

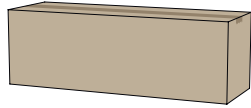
**Tech
sheet**
20190208

Backrest



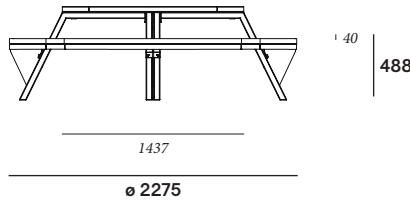
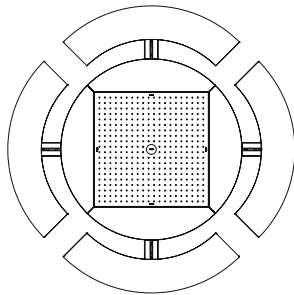
Dimensions (mm)	ϕ	H	h_1	l_1
Position 1	2480	787	388	1373
Position 2	2406	861	388	1373
Position 3	2332	942	388	1373

BOX 5: 2 BACKRESTS



Box dimensions (mm)		L	W	H	Qty (#)	Volume (m ³)	Gross weight (kg)	Net weight (kg)	Packaging weight (kg)
Backrest	Box 5	1420	470	470	1	0,31	24,00	20,00	4,00

Cushions

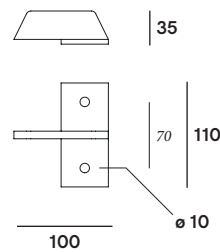


BOX 6: 4 CUSHIONS



Box dimensions (mm)		L	W	H	Qty (#)	Volume (m ³)	Gross weight (kg)	Net weight (kg)	Packaging weight (kg)
Cushions	Box 6	1430	480	230	1	0,16	7,20	4,80	2,40

Floor fastening

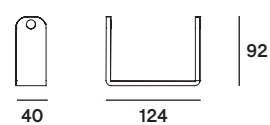


BOX 7: FLOOR FASTENING



Box dimensions (mm)		L	W	H	Qty (#)	Volume (m ³)	Gross weight (kg)	Net weight (kg)	Packaging weight (kg)
Floor fastening	Box 8	205	145	150	1	0,01	1,63	1,53	0,10

Bench fastening




BOX 8: BENCH FASTENING




Box dimensions (mm)		L	W	H	Qty (#)	Volume (m ³)	Gross weight (kg)	Net weight (kg)	Packaging weight (kg)
Bench fastening	Box 7	205	145	150	1	0,01	1,63	1,53	0,10

Materials & colours

	Tabletop & benches	
		Iroko hardwood*
	Frame, legs & backrest	
		Galvanised steel
	Tabletop centreplate	
		Stainless steel 316
	Cushions	
		Sunbrella*

*Subject to change, check price list or www.extremis.com

Materials	Key facts	Thickness mm	Layer thickness micron	Density	In/ outdoor	Water	UV colour fastness	Flame retarding
Iroko tabletop & benches	<ul style="list-style-type: none"> • Durability CLASS 1 • Feels comfortable in all weather conditions • Advisable to oil the wood 	20 benches 40 tabletop	n.a.	600 à 700 kg/m ³	Outdoor & indoor	n.a.	Untreated wood turns grey after a while	/
Iroko tabletop & benches	<ul style="list-style-type: none"> • FSC® label • Durability CLASS 1 • Feels comfortable in all weather conditions • Advisable to oil the wood 	20 benches 40 tabletop	n.a.	600 à 700 kg/m ³	Outdoor & indoor	n.a.	Untreated wood turns grey after a while	/
								
Stainless steel tabletop centreplate AISI 316	<ul style="list-style-type: none"> • High rust resistance • Periodical maintenance required 	2	n.a.	8,00 10 ³ kg/m ³	Outdoor & indoor	n.a.	Very good	NEN-EN13501-1 A1 *
Hot dip galvanised steel frame, legs and backrests	<ul style="list-style-type: none"> • Most durable method for protecting metal from rusting • Protective layer • Very long life span • 100% recyclable • Cradle to Cradle Certified™ 	2 - 10	50 - 100	7,50 10 ³ kg/m ³	Outdoor & indoor	n.a.	Very good, galvanisation will however become less shiny when used outdoors	NEN-EN13501-1 A1 *
Sunbrella cushions	<ul style="list-style-type: none"> • 100% Sunbrella Acrylic • Best outdoor fabric available for making cushions • Dirt repellent • Not waterproof, store inside! • Machine washable at max. 30°C. Ironing restores the protective layer 	0,50	n.a.	260 g/m ²	Outdoor & indoor	The fabric has a water column of 350 mm (EN 20811)	7/8 (ISO 105-B02)	/

* NEN-EN13501-1 A1

Class A1 products will not contribute to fire in any stage, including fully developed fire. For this reason, they are assumed to be capable of satisfying all requirements of all lower classes as well.

Warnings

General

- Do not use any sharp tools to open the packaging.
- We strongly advise against using power tools.
- Tripping hazard, mind your step.
- Do not put out cigarettes on the table.
- Not graffiti proof.
- Do not leave children unattended whilst playing on the table.
- To avoid danger of suffocation, keep plastic bags away from babies and children.
- Colours can differ over years and from batch to batch.

the result of the space we need to hook or unhook the benches. If this would be too narrow, moving the benches would no longer be possible.

- Gargantua is not designed to keep the benches at the highest level at all time. We recommend to only place the benches at the tabletop level for exceptional situations. The benches and tabletop do not form an even surface; level deviations up to 1 cm may appear.
- The centreplate of the tabletop reflects in the sunlight.
- Max. 3 people or 240 kg per bench.

and crevices can also appear as part of this process. We strongly advise everyone to treat the furniture with our Wood Protector.

Galvanised steel

- Galvanisation will become less shiny when used outdoors.
- Flame retarding - NEN-EN13501-1 A1 - Class A1 products will not contribute to fire in any stage, including fully developed fire. For this reason, they are assumed to be capable of satisfying all requirements of all lower classes as well.
- Possible impurities in the immersion tank can cause black marks during galvanization, which are intrinsic to this industrial finishing technique.
- White marks on this zinc layer are also intrinsic to this procedure and will disappear when the furniture is put outdoors.
- This industrial finishing technique may result in a rougher surface. This is intrinsic to the process.

Product

- Do not stand or jump on the table.
- Do not drag the table, but carry it with minimum 2 people.
- Anchoring the product has to be done by qualified people.
- For anchoring: use suitable bolts or screws from a specialized store depending on the material your terrace is made of.
- To change the height of the bench, grab the bench with both hands on the frame and do not pull on the wood.
- Make sure the bench is securely fixed and is hanging in a horizontal position.
- The slight movement you feel when sitting down is

Wood

- When delivered, the wood is untreated.
- Wood is a natural material and its look is different for every slat, plank and tree.
- Wood will gradually become rougher and start to turn grey as a consequence of exposure to the sun and rain. We recommend oiling the wood at regular intervals depending from location and general weather conditions.
- Clean regularly with mild detergent. Never use a high pressure cleaner as this will roughen the wood's smooth surface and irreparably damage the wood's fiber.
- Thorough cleaning with Extremis Wood Cleaner.
- We strongly recommend that you treat your wood with wood protector to protect it from stains - small cracks

Sunbrella

- Not waterproof, store inside!
- Shake or brush off loose dirt immediately.
- UV colour fastness: 7/8 (ISO 105-B02).

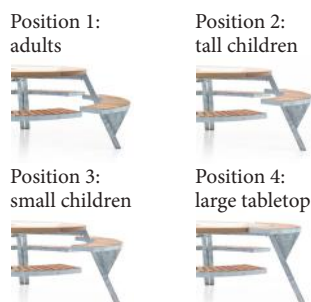
Applications

Residential: the perfect family picnic table for your terrace, patio or courtyard.

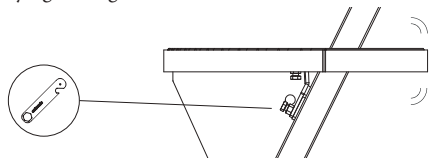
Project: hotel and catering industry, company terraces, public spaces, squares, event venues, schools, ...

Instructions

Every leg of the table has four support brackets, one for every height of the bench. To change the height of a bench, grab the bench with both hands on the frame (see picture) and subsequently hook it in at the desired height between the two tubes of the legs.



If there's too much movement in the bench, you can adjust this by tightening the 2 horizontal bolts with the delivered Extremis key. When ready, secure the bolts by tightening the nuts.



F.a.q.

Q: Do you need to oil the wood?

A: Just like other types of wood, Iroko will gradually become rougher and start to turn grey as a consequence of exposure to the sun and rain. Small cracks and crevices can also appear as part of this process. We strongly advise everyone to treat the furniture with our Wood Protector. This 100% natural oil controls the moisture level within the wood, which makes the planks stay stable for longer, and the layer of oil also helps to prevent spilled liquids from being absorbed, so that stains tend to stay superficial. It is best to repeat this treatment at regular intervals.

Q: All benches on the highest level = a table for 12 people?

A: Yes, but this position is not meant to be used all the time.

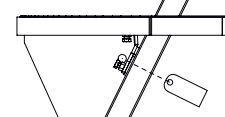
Floor fastening

Gargantua comes with an optional floor anchoring set: four steel plates to be fixed with bolts.



Bench fastening

For public spaces, Gargantua comes with an optional bench fastening set: four galvanised steel brackets to be fixed to the legs.



Good to know

- The hole in the tabletop to place a parasol in is $\varnothing 65$ mm.
- Gargantua combines perfectly with Inumbra $\varnothing 350$, $\varnothing 400$ & Inumbriña $\varnothing 380$. For both combinations, a connection piece is required.

Maintenance

Find maintenance instructions at the downloads section of extremis.com for:

GALVANISED PARTS

- How to repair a damaged zinc layer

WOOD




- Clean regularly with mild detergent
- Thorough cleaning with Extremis Wood Cleaner
- Oil the wood with Extremis Wood Protector. We recommend oiling the wood at regular intervals depending from location and general weather conditions.
- In order to smoothen the surface again after a thorough cleaning, lightly sand your wood with 80 grit sanding paper or a sanding pad.

STAINLESS STEEL

- Clean regularly with a dry cloth and some stainless steel cleaner.

RECOMMENDED USE

- For Extremis Wood Protector:

		
7 to 10 wood care treatments	3 to 5 wood care treatments	100 - 150 ml for one Gargantua

Website

www.extremis.com/gargantua